



Statement of Volatility

Xerox[®] D95/D95A/D110/D125 Copier/Printer

February 3, 2012



©2012 Xerox Corporation. All rights reserved. XEROX® and XEROX and Design® are trademarks of the Xerox Corporation in the United States and/or other countries. BR2012

Preface

Notice

This document describes the locations, capacities and contents of volatile and non-volatile memory devices within the Xerox® D95/D95A/D110/D125 Copier/Printer.

The context of the information in this document is that normal means of access or data extraction are being attempted in order to reproduce, read, or extract stored or latent data. This does not include attempts to reproduce, read or extract data or reverse engineer storage methods by individuals or organizations with advanced skills or through the use of extraordinary resources and measures or specialty equipment not normally available in the industry or to the public.

The content of this document is provided for information purposes only. Performance of the products referenced herein is exclusively subject to the applicable Xerox Corporation terms and conditions of sale and/or lease. Nothing stated in this document constitutes the establishment of any additional agreement or binding obligations between Xerox Corporation and any third party.

Signature Block

This evaluation and summary was completed by:


Signature	
Printed Name	James Dunst
Job Title	Technical Program Manger
Job Function	Technical Program Manger
Preparation Date	2012 February 3 rd

Table of Content

Preface.....	2
Notice	2
Signature Block.....	2
Table of Content.....	3
Device Module Description.....	4
Introduction.....	4
General Memory Information	4
<i>Volatile Memory</i>	4
<i>Non-Volatile Memory</i>	4
Signature Block.....	5
<i>Volatile Memory Table</i>	5
<i>Non Volatile Memory Table</i>	6
<i>Hard Disk Table</i>	7
<i>Media and Storage Table</i>	8
<i>USB Port Table</i>	8
Feeder and Finisher Module Descriptions.....	9
Signature Block.....	9
Finisher Module Descriptions.....	9

Device Module Description

Introduction

The Xerox® D95/D95A/D110/D125 Copier/Printer is used to perform the following tasks:

- Printing

- Copying

- Scanning

This document describes the amounts and types of memory contained in the device in an easy to read tabular format. To allow security issues to be addressed as needed, specific commentary has been included about job data and where Personally Identifiable Information (PII) can be found in the system.

The information contained in this document has been verified at the time the product is released for sale. Manufacturing process changes may require that memory amounts are increased but, the purpose or contents of the memory should not change.

General Memory Information

Volatile Memory

All volatile memory listed is cleared after power is removed (decay occurs generally within 20 seconds at room temperature).

All volatile memory listed is required for normal system operation and during service and diagnostic procedures.

Removal of any volatile memory will void the warranty.

Non-Volatile Memory


All non-volatile memory listed is required for normal system operation and during service and diagnostic procedures.

Removal of any non-volatile memory will void the warranty.

None of the non-volatile memory in the system can be accessed by accidental keystrokes.

Signature Block

This evaluation and summary was completed by:

Signature	
Printed Name	James Dunst
Job Title	Technical Program Manger
Job Function	Technical Program Manger
Preparation Date	2012 January 12 th

Volatile Memory Table

Volatile Memory Description				
Type (SRAM, DRAM, etc)	Size	User Modifiable (Y/N)	Function or Use	Process to Clear:
SRAM (MCU PWBA)	4Mbit (128Kx8bit) x 4	N	Temporary storage of variables	SRAM is erased when machine is powered off.
Battery-backed SRAM (MCU NVM PWBA)	4Mbit (256Kx 16bit)	N	Permanent storage of machine setting data/job log data. User image data are not stored.	SRAM is not erased when a main switch is turned off. Not customer alterable.
SDRAM (system memory DIMM)	2GB (1Gbit(64Mx16bit)x8)x2	N	Temporary storage of program, and work area	SDRAM is erased when a main switch is turned off.
Battery-backed SRAM (NVM PWBA)	8Mbit (1M x 8bit)	N	Permanent storage of machine setting data/job log data. User image data are not stored.	SRAM is not erased when a main switch is turned off. Not customer alterable.
SDRAM (page memory DIMM:IPS PWBA)	512MB 1Gbit (64Mx16bit)x4	N	Temporary storage of work area	SDRAM is erased when a main switch is turned off.
SRAM (ESS PWBA)	512Kbyte (256K x 16bit)	N	Temporary storage of variables for IISS	SRAM is erased when machine is powered off.
SDRAM (ESS PWBA)	4Mbit (256Kx16bit)	N	Temporary storage of work area	SDRAM is erased when a main switch is turned off.

Additional Information:

Non Volatile Memory Table

Non-Volatile Memory Description

Type (Flash, EEPROM, etc)	Size	User Modifiable (Y/N)	Function or Use	Process to Clear:
Flash (MCU PWBA)	16Mbit (512K x 16bit) x 2	N	Permanent storage of program. User image data are not stored.	Not customer alterable.
Flash (ESS PWBA)	128MB 512Mbit (32Mx16bit)x2	N	Permanent storage of program/font data. User image data are not stored.	Not customer alterable.
SEEPROM (BP PWBA)	8Kbit	N	Permanent storage of machine setting data. User image data are not stored.	Not customer alterable.
Flash (ESS PWBA)	2MB (1Mx16bit)	N	Permanent storage of program data. User image data are not stored.	Not customer alterable.
EEPROM (DADF PWBA)	16Kbit	N	Permanent storage of DADF configuration code. User image data are not stored.	Not customer alterable.
Flash (IPS PWBA)	2MB (1Mx16bit)	N	Permanent storage of program data. User image data are not stored.	Not customer alterable.
Flash (ESS PWBA)	2MB (1Mx16bit)	N	Permanent storage of program data. User image data are not stored.	Not customer alterable.
EEPROM (IIT PWBA)	16Kbit	N	Permanent storage of IIT configuration code. User image data are not stored.	Not customer alterable.
EEPROM (2 nd IIT DCDC PWBA)	16Kbit	N	Permanent storage of 2 nd IIT configuration code. User image data are not stored.	Not customer alterable.
Flash with 24Kbyte of data RAM (DADF PWBA)	384Kbyte	N	Permanent storage of DADF executable code. User image data are not stored.	Not customer alterable.

Additional Information:

Hard Disk Table

Hard Disk Descriptions

Complete this table if the device has media storage capability

Drive / Partition (System, Image):	Removable Y / N	Size:	User Modifiable: Y / N	Function:	Process to Clear:
ide0/a	N	3726MB	N	Resources data storage	At the deletion of data
ide0/b	N	3726MB	N	Print data temporary storage	At the completion of job
ide0/c	N	14902MB	N	Private/Mailbox storage	At the deletion of data
ide0/d	N	3726MB	N	PDL/mail data temporary storage	At the completion of job
ide0/e	N	6520MB	N	Copy data temporary storage	At the completion of job
ide0/f	N	1863MB	N	Scan data temporary storage	At the completion of job
ide0/g	N	2794MB	N	Print data temporary storage	At the completion of job
ide0/h	N	1863MB	N	Management data storage	At the deletion of data
ide0/i	N	1863MB	N	Scan-to-URL scan data storage	At the completion of receiving data
ide0/j	N	27940MB	N	Image Log storage	At the completion of transferring image log to server
ide0/p	N	1863MB	N	Firmware backup storage	None

Additional Information:

If Disk Encryption is ON, all partitions are encrypted.

If Disk Overwrite is ON, all files are sanitized when it is deleted by NSA recommended method.

ide0/a: Resources are font, form/logo, SMB folder (config.txt, driver) and Job Template.

ide0/b: EPC print data which are decomposed and temporarily stored on this partition.

ide0/c: Private/Mailbox stores scan data, security print data, and proof print data.

ide0/d: PDL and mail data are received and temporarily stored on this partition.

ide0/e: EPC copy data are temporarily stored on this partition.

ide0/f: Scan data are temporarily stored on this partition when Scan To Server, Scan To PC, or Scan To Email is used.

ide0/g: PDL data are received and temporarily stored on this partition.

ide0/h: Management data are authentication database, job log, audit log, certificate, address book, development log.

ide0/i: Scan data stored by Scan to URL process remain on this partition until user retrieves data.

ide0/j: Image Log remains on this partition until Image Log is transferred to server. Xerox® D95/D95A/D110/D125 Copier/Printer does not support the Image Log feature and the partition is not used.
 ide0/p: Firmware of previous and current are stored as backup when firmware is upgraded. Data remain until next firmware upgrade.

Media and Storage Table

Media and Storage Descriptions					
Type (disk drives, tape drives, CF/SD/XD memory cards, etc.):	Removable Y / N	Size:	User Modifiable:	Function:	Process to Clear:
			Y / N		
None					
Additional Information:					


USB Port Table

USB Port(s)	
Complete an entry for each USB port	
USB port and location	Purpose
Two USB-Device ports located on the ESS	One USB-Device port is used for local printing(Rear Panel Side), One USB-Device port is used for machine diagnostics/maintenance (Rear Panel Side) .
Two USB-Host ports located on the ESS & UI	One USB-Host port is used for connecting USB memory (Front UI Panel Side), One USB-Host port (option) is used for connecting media card reader or IC card reader (Rear Panel Side),
Additional Information:	

Feeder and Finisher Module Descriptions

Signature Block

This evaluation and summary was completed by:

Signature	
Printed Name	James Dunst
Job Title	Technical Program Manger
Job Function	Technical Program Manger
Preparation Date	2012 February 3 rd

The text below details the information regarding the volatile and non-volatile memory contained in the Xerox® D95/D95A/D110/D125 Copier/Printer supported feeders. This document lists the available options. Depending on the configuration purchased, your system will contain on or more of these devices. NOTE: None of these devices store any job data in electronic form.

Finisher Module Descriptions

The text below details the information regarding the volatile and non-volatile memory contained in the Xerox® D95/D95A/D110/D125 Copier/Printer supported finishers. This document lists the available options. Depending on the configuration purchased, your system will contain one or more of these devices. NOTE: None of these devices store any job data in electronic form.

Advanced Finisher

The finishing device never contains job data or Personally Identifiable Information. All memory inside the device is used for configuration settings and normal operation. Removal of any memory will void the warranty. Access to any memory is by system programs or diagnostics only.

Standard Finisher

The finishing device never contains job data or Personally Identifiable Information. All memory inside the device is used for configuration settings and normal operation. Removal of any memory will void the warranty. Access to any memory is by system programs or diagnostics only.