



Statement of Volatility

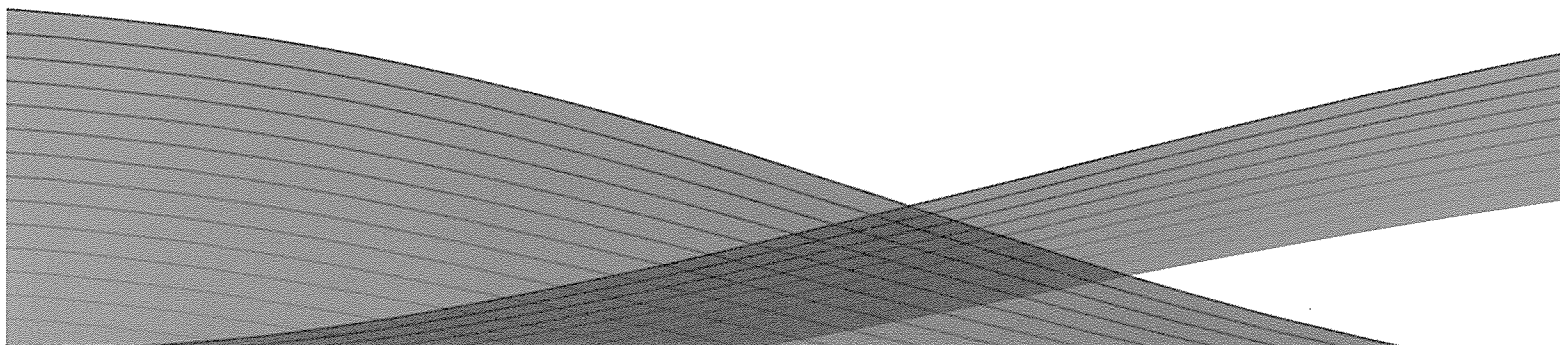
Xerox iGen4 Digital Press

Copyright 2006, 2008 Xerox Corporation

Copyright protection claimed includes all forms and matters of copyrighted material and information now allowed by statutory or judicial law or hereinafter granted, including without limitation, material generated from the software programs that are displayed on the screen such as styles, templates, icons, screen displays, looks, etc.

XEROX®, The Document Company® and all Xerox product names and product numbers mentioned in this publication are trademarks of XEROX CORPORATION. All non-Xerox brands and product names may be trademarks or registered trademarks of the respective companies, and are hereby acknowledged.

Product appearance, build status and/or specifications are subject to change without notice.



Statement of Volatility

Xerox iGen4 Digital Press

Notice

This document describes the locations, capacities and contents of volatile and non-volatile memory devices within the iGen4 Digital Press.

The context of the information in this document is that normal means of access or data extraction are being attempted in order to reproduce, read, or extract stored or latent data. This does not include attempts to reproduce, read or extract data or reverse engineer storage methods by individuals or organizations with advanced skills or through the use of extraordinary resources and measures or specialty equipment not normally available in the industry or to the public.

The content of this document is provided for information purposes only. Performance of the products referenced herein is exclusively subject to the applicable Xerox Corporation terms and conditions of sale and/or lease. Nothing stated in this document constitutes the establishment of any additional agreement or binding obligations between Xerox Corporation and any third party.

Statement of Volatility

Xerox iGen4 Digital Press

Introduction

The Xerox iGen4 Digital Press is used to perform the following tasks:

- High Speed Production Color Printing

An iGen4 Digital Press consists of:

- Print Engine

- Print Station Interface Platform

- Xerox FreeFlow® Print Server

- Feeder Modules

- Finishing Modules

These modules provide the basic configuration. Depending on what is purchased, the number and types of feeders and finishers can change.

This document describes the amounts and types of memory contained in the device in an easy to read tabular format. To allow security issues to be addressed as needed, specific commentary has been included about job data and where Personally Identifiable Information (PII) can be found in the system.

The information contained in this document has been verified at the time the product is released for sale. Manufacturing process changes may require that memory amounts are increased but, the purpose or contents of the memory should not change.

General Memory Information

Volatile Memory

- All volatile memory listed is cleared after power is removed (decay occurs generally within 20 seconds at room temperature).

- All volatile memory listed is required for normal system operation and during service and diagnostic procedures.

- Removal of any volatile memory will void the warranty.

Non-Volatile Memory

- All non-volatile memory listed is required for normal system operation and during service and diagnostic procedures.


- Removal of any non-volatile memory will void the warranty.

- None of the non-volatile memory in the system can be accessed by accidental keystrokes.

Xerox FreeFlow® Print Server (Digital Front End) System Descriptions

FreeFlow® Print Server Signature Block

This evaluation and summary was completed by:

Signature	
Printed Name	John Moreland
Job Title	Manager
Job Function	DocuSP Hardware Platform Development
Preparation Date	12-16-08

The data tables below detail the information regarding the volatile and non-volatile memory contained in the FreeFlow Print Server used on the iGen4 Digital Press.

The Free Flow Print Server Digital Front End is a PC-type motherboard. It is equipped with a BIOS, main RAM and Video memory.

Volatile Memory Descriptions				
Type (SRAM, DRAM, etc)	Size	User Modifiable (Y/N)	Function or Use	Process to Clear:
DRAM	16GB	N	Main System RAM to contain executable code. No job data stored here persistently	Power Off System
DRAM	128MB	N	Video Display memory No job data stored here persistently	Power Off System
DRAM	4MB/core	N	CPU cache RAM	Power Off System
DRAM	512MB	N	Image Processing No job data stored here persistently	Power Off System

Non-Volatile Memory Descriptions				
Type (Flash, EEPROM, etc)	Size	User Modifiable (Y/N)	Function or Use	Process to Clear:
Flash ROM	4MB	Y settings	System BIOS	Diagnostic
CMOS RAM	1 MB	Y	Battery Backed-up storage No job data stored here	Diagnostic or remove battery
PROM	4K	N	Engine Interface Configuration Settings No job data stored here	None
EEPROM	2K	N	Image Configuration Settings No job data stored here	Erasure

Xerox FreeFlow® Print Server (Digital Front End) System Descriptions (continued)

The data tables below detail the information regarding the volatile and non-volatile memory contained in the FreeFlow Print Server used on the iGen4 Digital Press. The Free Flow Print Server Digital Front End is a PC-type motherboard. It is equipped with a BIOS, main RAM and Video memory.

Hard Disk Descriptions					
Complete this table if the device has media storage capability					
Drive / Partition (System, Image):	Removable Y / N	Size:	User Modifiable: Y / N	Function:	Process to Clear:
System Disk	No	320GB	N with normal operation	Operating System, Fonts, configuration file storage	Diagnostic Procedure
Image Disk	No	320GB	N with normal operation	Job Images	Diagnostic Procedure
Additional Information: This System disk contains the Solaris Operating System and stores executables, fonts, and settings files. During normal operation, job files remain stored on this disk until completed or removed. Under typical system usage job images may also be stored temporarily on the System disk in the Solaris-managed "swap partition". Images are stored in a proprietary encoded format and fragments of the job data are stored at random locations in the swap partition. Reverse engineering of the swap partition area would be needed to retrieve the encoded image which would then need to be decoded for viewing. The Image Disk stores images in a proprietary encoded format in non-contiguous blocks. User data and image data may be completely erased if optional Disk Overwrite kit is installed and enabled. This disks are cleared using a four-pass algorithm which conforms to U.S. Department of Defense Directive 5200.28-M (DOD Directive 8500.1 supersedes 5200.28M). NOTE: For even greater security, Xerox provides a "Removable Hard Drives (RHD) option so that disk drives may be removed from the system and physically secured elsewhere..					


Media and Storage Descriptions					
Type (disk drives, tape drives, CF/SD/XD memory cards, etc.):	Removable Y / N	Size:	User Modifiable: Y / N	Function:	Process to Clear:
DVD/CD Drive	Y	4.7GB	Yes File storage	Backup Device	Destroy media Overwrite RW media
Additional Information: Print Jobs can be stored on removable media which can be used to back up or store desired jobs. Once copied to media, that information must be physically secured by the user to prevent data loss.					

USB Port(s)	
Complete an entry for each USB port	
USB port and location	Purpose
FreeFlow Print Server	User stores scanned files of job files on Flash Media. Physical security of this information is the responsibility of the user or operator.
Additional Information: A number of devices can be connected to USB ports on the FreeFlow Print Server system. Once information has been copied (either as a back-up data set or as a transfer medium, physical security of this information is the responsibility of the user or operator.	

Print Station Interface Platform (PSIP) Descriptions

Print Station Interface Platform Signature Block

This evaluation and summary was completed by:

Signature	
Printed Name	Dale Platteter
Job Title	OS, Architecture, and Motion Controls Manager
Job Function	Control system architecture manager
Preparation Date	15-Dec-08

The data tables below detail the information regarding the volatile and non-volatile memory contained in the iGen4 Digital Press.

The Print Station Interface Platform is a PC-type motherboard. It is equipped with a BIOS, main RAM and Video memory.

Volatile Memory Description				
Type (SRAM, DRAM, etc)	Size	User Modifiable (Y/N)	Function or Use	Process to Clear:
SDRAM	2GB	N	Executable code	Power Off System
SDRAM	128MB	N	Video Memory	Power Off System

Non-Volatile Memory Description				
Type (Flash, EEPROM, etc)	Size	User Modifiable (Y/N)	Function or Use	Process to Clear:
EEPROM	4MB	N	System BIOS	Diagnostic

Hard Drive Information

The data table below details the hard disk information for the iGen4 Digital Press Print Station Interface Platform.


Hard Disk Description					
Complete this table if the device has media storage capability					
Drive / Partition (System, Image):	Removable Y / N	Size:	User Modifiable: Y / N	Function:	Process to Clear:
System	No*	>160GB	N with normal operation	Operating System, Fonts, configuration file storage	Diagnostic Procedure
Additional Information: This disk contains the Solaris Operating System and stores executables, fonts, and settings files. During normal operation, job files do not remain stored on this disk.					

* Can be removed when Removable Drive Option is purchased.

Print Engine (Marking Module) Descriptions

Print Engine (Marking Module) Signature Block

This evaluation and summary was completed by:

Signature	
Printed Name	Dale Platteter
Job Title	OS, Architecture, and Motion Controls Manager
Job Function	Control system architecture manager
Preparation Date	15-Dec-08

The data tables below detail the information regarding the volatile and non-volatile memory contained in the iGen4 Digital Press print engine.

The Print Engine is powered by a custom motherboard (MIOP), with multiple additional custom boards (X2C, MIB, CRM (x4), RIM (x4)). Each can be equipped with a BIOS, main RAM and Non-Volatile memory, as described below. The remaining modules in the engine are run with integrated microcontrollers.


Volatile Memory Description				
Type (SRAM, DRAM, etc)	Size	User Modifiable (Y/N)	Function or Use	Process to Clear:
SDRAM	256MB	N	Executable code, Printer control data [MIOP]	Power Off System
SDRAM	256MB	N	Executable code, Printer control data [X2C]	Power Off System
SDRAM	256MB	N	Executable code, Printer control data [MIB]	Power Off System
SDRAM	128MB	N	Executable code, Printer control data [CRM]	Power Off System
SDRAM	128MB	N	Executable code, Printer control data [RIM]	Power Off System
Additional Information: All memory listed above contains code for execution and configuration information. No user or job data is stored in these locations.				

Non-Volatile Memory Description				
Type (Flash, EEPROM, etc)	Size	User Modifiable (Y/N)	Function or Use	Process to Clear:
EEPROM	1MB	via Diagnostics	Control setpoints, configuration settings [MIOP]	Diagnostic
Flash	8MB	via Diagnostics	Firmware [MIOP]	Diagnostic
Flash	8MB	via Diagnostics	Firmware [X2C]	Diagnostic
EEPROM	1MB	via Diagnostics	Control setpoints, configuration settings [MIB]	Diagnostic
Flash	8MB	via Diagnostics	Firmware [MIB]	Diagnostics
Additional Information: All memory listed above contains code for execution and configuration information. No user or job data is stored in these locations.				

Feeder Module Descriptions

Feeder Module Signature Block

This evaluation and summary was completed by:

Signature	
Printed Name	Dale Platteter
Job Title	OS, Architecture, and Motion Controls Manager
Job Function	Control system architecture manager
Preparation Date	15-Dec-08

The text below details the information regarding the volatile and non-volatile memory contained in the iGen4 Digital Press supported feeders. This document lists the available options. Depending on the configuration purchased, your system will contain on or more of these devices. **NOTE: None of these devices store any job data in electronic form.**

Two Tray High Capacity Feeder (with Top Tray)

The Feeder device never contains job data or Personally Identifiable Information. All memory inside the device is used for configuration settings and normal operation. Removal of any memory will void the warranty. Access to any memory is by system programs or diagnostics only.


Two Tray High Capacity Feeder (without Top Tray)

The Feeder device never contains job data or Personally Identifiable Information. All memory inside the device is used for configuration settings and normal operation. Removal of any memory will void the warranty. Access to any memory is by system programs or diagnostics only.

Finisher Module Descriptions

Finnisher Module Signature Block

This evaluation and summary was completed by:

Signature	
Printed Name	Dale Platteter
Job Title	OS, Architecture, and Motion Controls Manager
Job Function	Control system architecture manager
Preparation Date	15-Dec-08

The text below details the information regarding the volatile and non-volatile memory contained in the iGen4 Digital Press supported finishers. This document lists the available options. Depending on the configuration purchased, your system will contain one or more of these devices. **NOTE: None of these devices store any job data in electronic form.**

Xerox iGen4 Stacker

The High Capacity Stacker finishing device never contains job data or Personally Identifiable Information. All memory inside the device is used for configuration settings and normal operation. Removal of any memory will void the warranty. Access to any memory is by system programs or diagnostics only.

Third Party DFA-connected finishing devices

Duplo Booklet Maker

The Duplo Booklet Maker finishing device never contains job data or Personally Identifiable Information. All memory inside the device is used for configuration settings and normal operation. Removal of any memory will void the warranty. Access to any memory is by system programs or diagnostics only.

Plockmatic Booklet Maker

The Plockmatic Booklet Maker finishing device never contains job data or Personally Identifiable Information. All memory inside the device is used for configuration settings and normal operation. Removal of any memory will void the warranty. Access to any memory is by system programs or diagnostics only.

Bourg Book Factory Finisher

The Bourg Book Factory finishing device never contains job data or Personally Identifiable Information. All memory inside the device is used for configuration settings and normal operation. Removal of any memory will void the warranty. Access to any memory is by system programs or diagnostics only.

Fusion Punch GBC

The Fusion Punch GBC finishing device never contains job data or Personally Identifiable Information. All memory inside the device is used for configuration settings and normal operation. Removal of any memory will void the warranty. Access to any memory is by system programs or diagnostics only.

Epic UV and Aqueous Coater

The Epic UltraViolet and Aqueous Coater finishing device never contains job data or Personally Identifiable Information. All memory inside the device is used for configuration settings and normal operation. Removal of any memory will void the warranty. Access to any memory is by system programs or diagnostics only.

Media and Storage

Complete this table if the device has media storage capability

Type (disk drives, tape drives, CF/SD/XD memory cards, etc.):	Removable Y / N	Size:	User Modifiable: Y / N	Function:	Process to Clear:
Additional Information:					

The Xerox iGen4 Digital Press contains RFID devices. The table below details the location and purpose of each device.

RFID Devices

Complete an entry for each RFID tag

RFID Tag location	Purpose
Toner Bottles	Holds Manufacturing and usage information ONLY. No Personally Identifiable or Job Information

The data table below details the external local access ports available on the Xerox iGen4 Digital Press.