



# Statement of Volatility

## WorkCentre 7830/7835/7845/7855

Copyright 2006, 2008, 2009 Xerox Corporation

Copyright protection claimed includes all forms and matters of copyrighted material and information now allowed by statutory or judicial law or hereinafter granted, including without limitation, material generated from the software programs that are displayed on the screen such as styles, templates, icons, screen displays, looks, etc.

XEROX®, The Document Company® and all Xerox product names and product numbers mentioned in this publication are trademarks of XEROX CORPORATION. All non-Xerox brands and product names may be trademarks or registered trademarks of the respective companies, and are hereby acknowledged.

Product appearance, build status and/or specifications are subject to change without notice.

# Statement of Volatility

WorkCentre 7845/7856/7845/7855

## Notice

This document describes the locations, capacities and contents of volatile and non-volatile memory devices within the WorkCentre 7830/ 7835/ 7845/ 7855.

The context of the information in this document is that normal means of access or data extraction are being attempted in order to reproduce, read, or extract stored or latent data. This does not include attempts to reproduce, read or extract data or reverse engineer storage methods by individuals or organizations with advanced skills or through the use of extraordinary resources and measures or specialty equipment not normally available in the industry or to the public.

The content of this document is provided for information purposes only. Performance of the products referenced herein is exclusively subject to the applicable Xerox Corporation terms and conditions of sale and/or lease. Nothing stated in this document constitutes the establishment of any additional agreement or binding obligations between Xerox Corporation and any third party.

# Statement of Volatility

## WorkCentre 7845/7856/7845/7855

### Introduction

The WorkCentre 7830/ 7835/ 7845/ 7855 is used to perform the following tasks:

- Printing
- Copying
- Scanning
- Faxing

This document describes the amounts and types of memory contained in the device in an easy to read tabular format. To allow security issues to be addressed as needed, specific commentary has been included about job data and where Personally Identifiable Information (PII) can be found in the system.

The information contained in this document has been verified at the time the product is released for sale. Manufacturing process changes may require that memory amounts are increased but, the purpose or contents of the memory should not change.

### General Memory Information

#### Volatile Memory

All volatile memory listed is cleared after power is removed (decay occurs generally within 20 seconds at room temperature).

All volatile memory listed is required for normal system operation and during service and diagnostic procedures.

Removal of any volatile memory will void the warranty.

#### Non-Volatile Memory


All non-volatile memory listed is required for normal system operation and during service and diagnostic procedures.

Removal of any non-volatile memory will void the warranty.

None of the non-volatile memory in the system can be accessed by accidental keystrokes.

### Signature Block


This evaluation and summary was reviewed and approved by:

Signature	
Printed Name	Larry Kovnat
Job Title	Manager, Product Security
Preparation Date	July 8, 2012

## Controller Module Descriptions

### Signature Block

This evaluation and summary was completed by:

Signature	
Printed Name	Mark Haydanek
Job Title	Project Integration Manager
Job Function	HW/SW Integration Management
Preparation Date	July 8, 2012

The data tables below detail the information regarding the volatile and non-volatile memory contained in the WorkCentre 7830/ 7835/ 7845/ 7855 controller.

Volatile Memory Description				
Type (SRAM, DRAM, etc)	Size	User Modifiable (Y/N)	Function or Use	Process to Clear:
DDR3 SDRAM non ECC – System Memory	2GB	N	Executable code, Printer control data, temporary storage of job data	Power Off System
DDR2 SDRAM non ECC – Image Memory	1GB	N	Image data - copy/scan/print/Fax	Power Off System
DDR2 SDRAM non ECC – Page Buffer	512MB	N	Scanned image page buffer	Power Off System
DDR2 SDRAM non ECC – Page Buffer(Pyxis)	512MB	N	Scanned image page buffer	Power Off System
SRAM	1MB	N	JPEG image processing buffer	Power Off System
<b>Additional Information:</b>				
There are two main blocks of Volatile memory in the controller, System and Image memory. System memory contains a mixture of executable code, control data and job data. Job data exists in System memory while the job is being processed. Once the job is complete the memory is reused for the next job. Likewise Image memory holds job data in a proprietary format while the job is being processed. Once the job is complete the image memory is reused for subsequent jobs.				

Non-Volatile Memory Description				
Type (Flash, EEPROM, etc)	Size	User Modifiable (Y/N)	Function or Use	Process to Clear:
SD CARD	4GB	via Diagnostics	Control set points, configuration settings, Boot Memory	Diagnostic
EEPROM	1Mb	Via Diagnostics	Programs Taurus ASIC	Diagnostic
EEPROM(Pyxis)	1Mb	Via Diagnostics	Programs Taurus ASIC	Diagnostic
Flash	38KB	Via Diagnostic	Boot sector for power manager, MAC address	Diagnostic
Battery Backed SRAM	6kB	Via Diagnostic	Power manager variables	Diagnostic
<b>Additional Information:</b>				
All memory listed above contains code for execution and configuration information. No user or job data is stored in these locations.				

Hard Disk Descriptions					
Complete this table if the device has media storage capability					
Drive / Partition (System, Image):	Removable Y / N	Size:	User Modifiable: Y / N	Function:	Process to Clear:
System Disk / System partition	No	27GB	N with normal operation	Operating System, Fonts, configuration file storage.	Diagnostic Procedure
System Disk / Image partition	No	48GB	N with normal operation	Job Images	Diagnostic Procedure
<b>Additional Information:</b> This System disk contains the Linux Operating System and stores executables, fonts, and settings files. During normal operation, job files do not remain stored on this disk. One exception is "Print From", "Saved Jobs" feature. Customer jobs saved on the machine's hard disk using this feature must be manually deleted by the customer. If Image Overwrite is installed and full disk overwrite is selected all saved jobs will be erased. The Image partition stores images in a proprietary encoded format in non-contiguous blocks. Customer image data is only stored to the image partition if EPC memory is full. User data and image data may be completely erased if Image Overwrite kit is installed and enabled. Using a three-pass algorithm which conforms to U.S. Department of Defense Directive 5200.28-M, the entire image disk partition is erased and checked.					

Media and Storage Descriptions					
Type (disk drives, tape drives, CF/SD/XD memory cards, etc.):	Removable Y / N	Size:	User Modifiable: Y / N	Function:	Process to Clear:
None					
<b>Additional Information:</b>					


RFID Devices	
RFID Device and location	Purpose
N/A	No RFID Devices are contained in the device
<b>Additional Information:</b>	

USB Port(s)	
Complete an entry for each USB port	
USB port and location	Purpose
Front panel – 1 Host port	User retrieves print ready files from Flash Media or stores scanned files on Flash Media. Physical security of this information is the responsibility of the user or operator.
Rear panel – 2 Host ports	User retrieves print ready files from Flash Media or stores scanned files on Flash Media. Physical security of this information is the responsibility of the user or operator.  Optional security devices, such as a CAC reader, communicate with the machine via this port. No job data is transmitted across this interface when an optional security device is connected.
Rear panel – 1 Target port	User PC direct connection for printing, Xerox Customer Service Engineer PWS connection for problem diagnosis.  The optional Copy Assistant kit communicates with the machine via this port. No job data is transmitted across this interface.
<b>Additional Information</b> A number of devices can be connected to the 3 USB Host ports. Once information has been copied (either as a back-up data set or as a transfer medium, physical security of this information is the responsibility of the user or operator.)	

## Marking Engine Module Descriptions

### Signature Block

This evaluation and summary was completed by:

Signature	
Printed Name	Mark Haydanek
Job Title	Project Integration Manager
Job Function	HW/SW Integration Management
Preparation Date	July 8, 2012

The text below details the information regarding the volatile and non-volatile memory contained in the WorkCentre 7830/ 7835/ 7845/ 7855 supported marking engines.

Volatile Memory Description				
Type (SRAM, DRAM, etc)	Size	User Modifiable (Y/N)	Function or Use	Process to Clear:
SRAM (MCU PWBA)	32M x 16 bit	N	Temporary Storage of variables	Power Off System
RAM (UI PWBA)	1kbyte	N	Temporary Storage of variables	Power Off System

Non-Volatile Memory Description				
Type (FLASH, EEPROM, etc)	Size	User Modifiable (Y/N)	Function or Use	Process to Sanitize:
Flash (MCU PWBA)	16Mbit	N	Permanent storage of program. User image data are not stored.	Not customer alterable.
EEPROM (LED Driver, PWBA, K)	128Kbit	N	Permanent storage of setup data.	Not customer alterable.
EEPROM (MM PWBA)	128Kbit	N	Permanent storage of parameters and setup data. User image data are not stored.	Not customer alterable.
EEPROM (UI PWBA)	1kbit x 2	N	Permanent storage of setup data. Storage of UI error log data	Not customer alterable.
EEPROM (DADF PWBA) LOW (PF2.01) or HIGH(PF2.02)	16Kbit	N	Permanent storage of DADF configuration code. User image data are not stored.	Not customer alterable.
EEPROM (TM PWBA)	2kbit	N	Permanent storage of TM configuration code. User image data are not stored.	Not customer alterable.
ROM (UI PWBA)	32kbyte	N	Permanent storage of UI executable code. User image data are not stored.	Not customer alterable.
ROM (DADF PWBA) LOW (PF2.01) or HIGH(PF2.02)	256kbit	N	Permanent storage of DADH configuration code. User image data are not stored.	Not customer alterable.


## Media and Storage Descriptions

Type (disk drives, tape drives, CF/SD/XD memory cards, etc.):	Removable Y / N	Size:	User Modifiable: Y / N	Function:	Process to Clear:
None					
<b>Additional Information:</b>					

## Feeder and Finisher Module Descriptions

### Signature Block

This evaluation and summary was completed by:

Signature	
Printed Name	Mark Haydanek
Job Title	Project Integration Manager
Job Function	HW/SW Integration Management
Preparation Date	July 8 , 2012

The text below details the information regarding the volatile and non-volatile memory contained in the WorkCentre 7830/ 7835/ 7845/ 7855 supported feeders. This document lists the available options. Depending on the configuration purchased, your system will contain on or more of these devices. **NOTE: None of these devices store any job data in electronic form.**

### Feeder Module Descriptions

#### High Capacity Feeder

The Feeder device never contains job data or Personally Identifiable Information. All memory inside the device is used for configuration settings and normal operation. Removal of any memory will void the warranty. Access to any memory is by system programs or diagnostics only.

#### High Capacity Tandem Tray Module

The Feeder device never contains job data or Personally Identifiable Information. All memory inside the device is used for configuration settings and normal operation. Removal of any memory will void the warranty. Access to any memory is by system programs or diagnostics only.

#### Three Tray Module

The Feeder device never contains job data or Personally Identifiable Information. All memory inside the device is used for configuration settings and normal operation. Removal of any memory will void the warranty. Access to any memory is by system programs or diagnostics only.

#### One Tray Module

The Feeder device never contains job data or Personally Identifiable Information. All memory inside the device is used for configuration settings and normal operation. Removal of any memory will void the warranty. Access to any memory is by system programs or diagnostics only.

### Finisher Module Descriptions

The text below details the information regarding the volatile and non-volatile memory contained in the WorkCentre 7830/ 7835/ 7845/ 7855 supported finishers. This document lists the available options. Depending on the configuration purchased, your system will contain one or more of these devices. **NOTE: None of these devices store any job data in electronic form.**

#### Integrated Office Finisher

The Integrated Office finishing device never contains job data or Personally Identifiable Information. All memory inside the device is used for configuration settings and normal operation. Removal of any memory will void the warranty. Access to any memory is by system programs or diagnostics only.



## **Office Finisher LX**

The Office Finisher LX finishing device never contains job data or Personally Identifiable Information. All memory inside the device is used for configuration settings and normal operation. Removal of any memory will void the warranty. Access to any memory is by system programs or diagnostics only.

## **Professional Office Finisher**

The Office Finisher LX finishing device never contains job data or Personally Identifiable Information. All memory inside the device is used for configuration settings and normal operation. Removal of any memory will void the warranty. Access to any memory is by system programs or diagnostics only.